

**2018 Paving Program Project
Elkhart County Highway Department**

ADDENDUM NO. 4

April 2, 2018

The project bid documents and specifications have been modified or added as follows:

TARMAN PLAN HAS BEEN ADDED

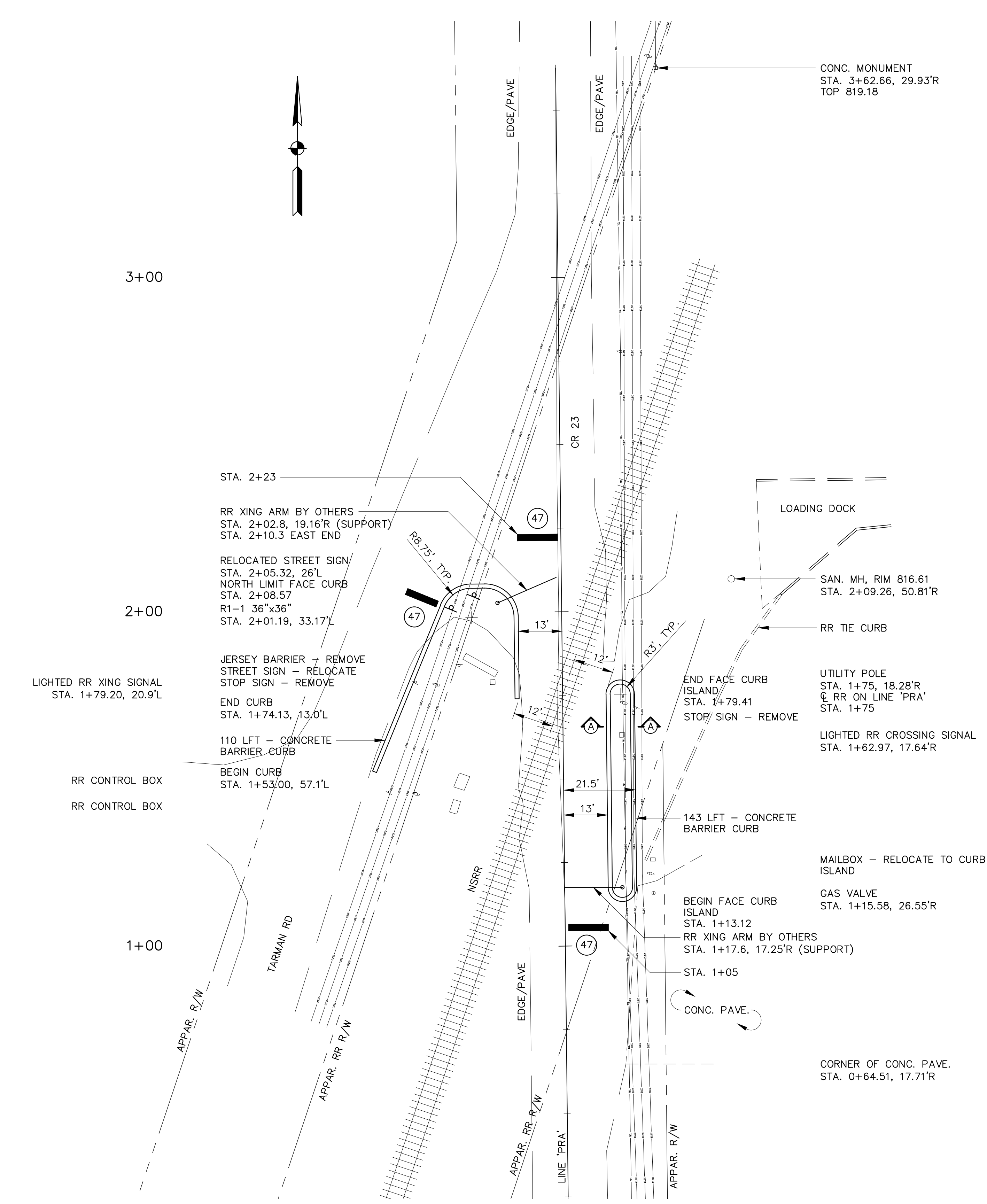
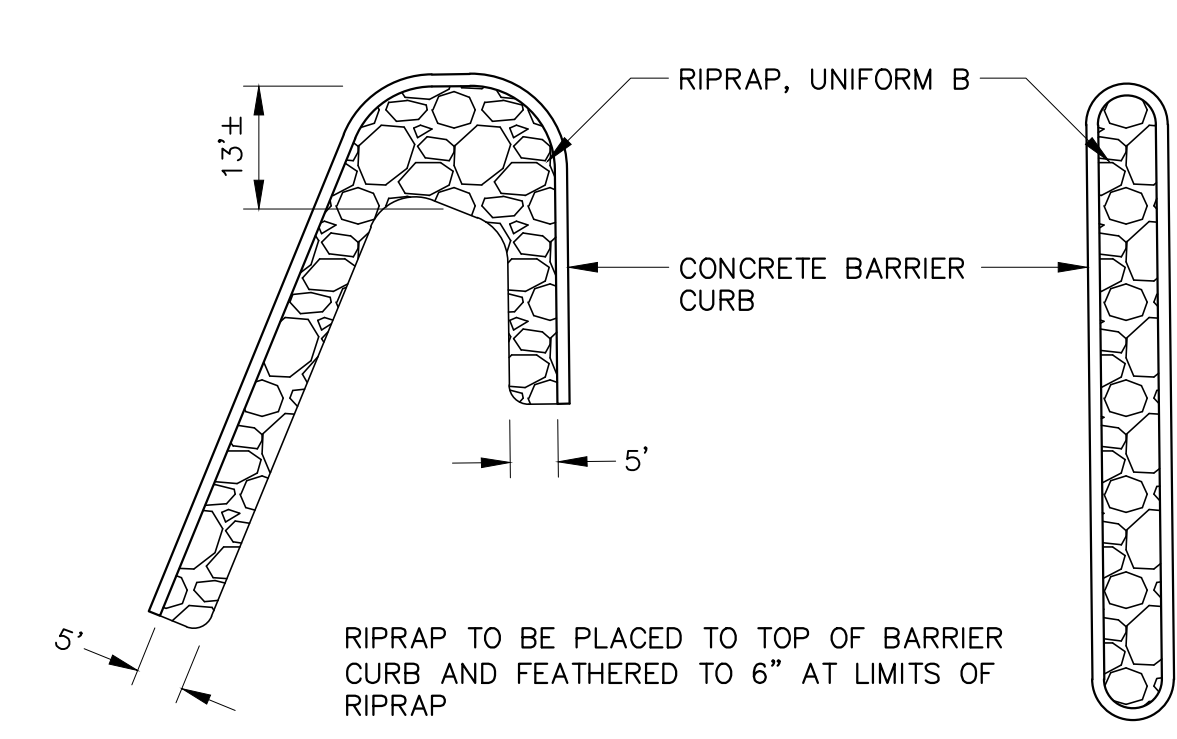
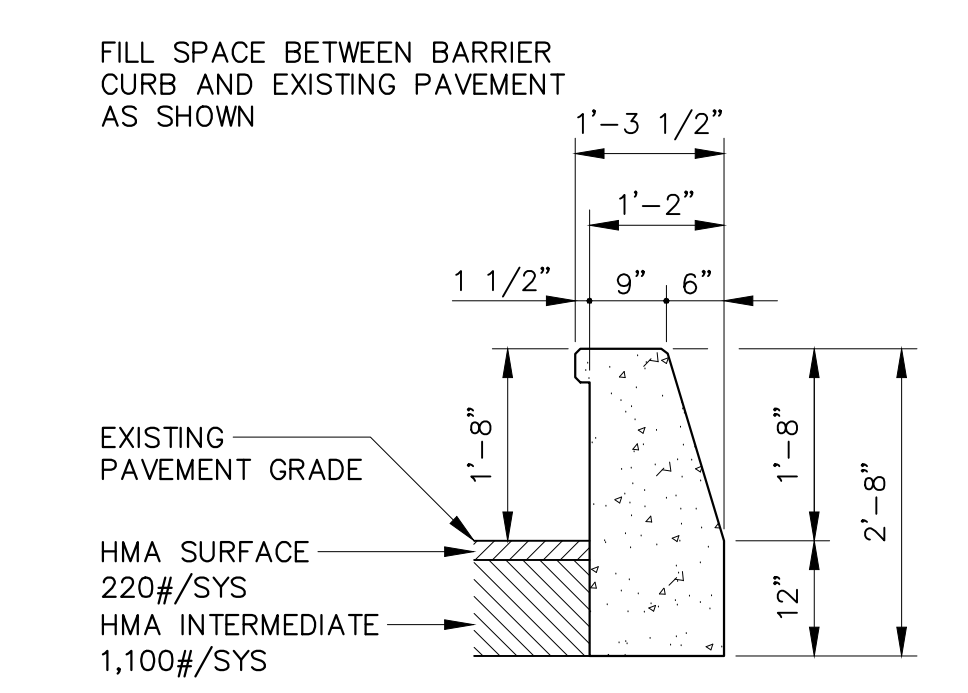
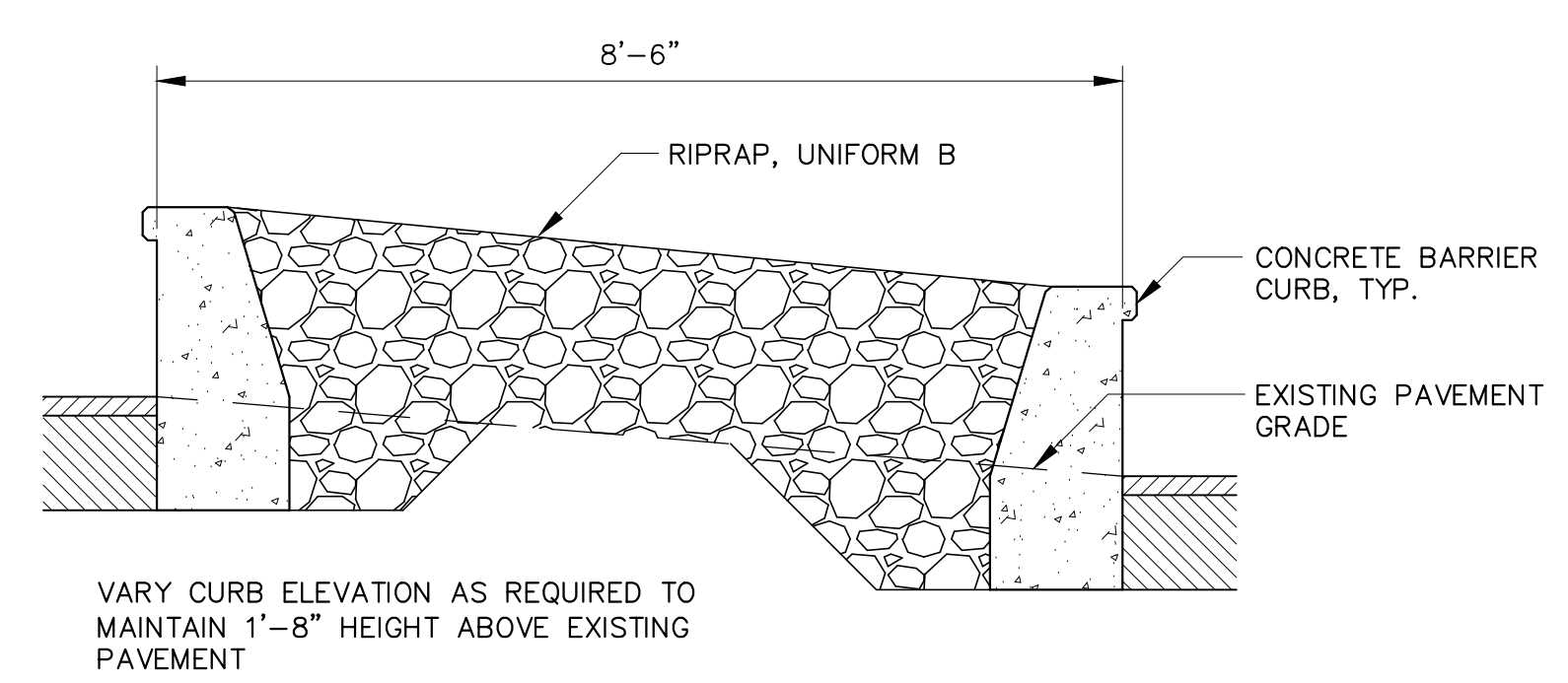
PLEASE NOTE: It is the responsibility of interested bidders to check the Elkhart County Highway website for updates (www.elkcohwvy.org/bids/).

NOTE: SCALES APPLY TO FULL-SIZE DRAWINGS ONLY.

3/26/2018 10:42:22 AM

S:\Engineering\Projects\TARMAN\INDOT\DWG\NEW PARIS\TARMAN\SIGNED.dwg

TARMAN RD/CR 23 INTERSECTION



ESTIMATED QUANTITIES*

REMOVE 10' JERSEY BARRIER SECTION	1 EACH
SIGN, REMOVE	2 EACH
COMMON EXCAVATION	27 CYS
LOW PROFILE BARRIER CURB	253 LFT
RIPRAP, UNIFORM B	100 TON
SIGN, SHEET, ENCAPSULATED LENS WITH LEGEND, 0.100 IN. THICKNESS	9 SFT
SIGN POST, SQUARE, 2 IN., 2.25 IN. SQUARE BASE	12 LFT
RELOCATE MAILBOX	1 EACH
RELOCATE STREET SIGN	1 EACH
TRANSVERSE MARKING, THERMOPLASTIC, STOP LINE, WHITE, 24 IN.	34 LFT

*NOT ALL ITEMS WILL BE PAY ITEMS, SEE BID SHEET AND SPECIFICATIONS.

- NOTES**
- REMOVE EXISTING ASPHALT AND/OR CONCRETE PAVEMENT AS REQUIRED TO CONSTRUCT PROPOSED BARRIER CURB. REMOVAL LIMIT SHALL BE SAWCUT.
 - MOVE CONCRETE BLOCKS NEAR THE NORTH END OF THE BARRIER CURB ISLAND AS REQUIRED, INCIDENTAL TO CURB CONSTRUCTION.
 - CONSTRUCT 10' DUB DOWN TO GRADE AT END OF BARRIER CURB. NO DUB DOWN IS REQUIRED FOR THE BARRIER CURB ISLAND.
 - ALL CONCRETE SHALL BE INDOT CLASS A.
 - SAWCUT CURB AT 10' O.C. AND AT RADIUS POINTS WITHIN 24 HOURS OF POURING CURB.
 - USE 3/4" CHAMFER ON ALL EXPOSED CORNERS OF BARRIER CURB.
 - HMA TO MATCH MIX BEING USED ON THIS SECTION OF ROAD.
 - MAILBOX TO BE RESET 41" TO 45" ABOVE FINISHED PAVEMENT TO THE BOTTOM OF THE MAILBOX AND SETBACK 6" TO 8" FROM THE FACE OF CURB.
 - STOP BARS ADJOINING RAILROAD CROSSING ARMS SHALL BE PLACED 12' FROM THE ARM.
 - SIGN SHEETING SHALL BE PRISMATIC DIAMOND GRADE.
 - ALL SHEET SIGNS SHALL BE MINIMUM 0.10 IN. THICK.
 - ALL SIGN POSTS TO BE 2" X 2" SQUARE TUBE IN 2-1/4" X 2-1/4" SQUARE SLEEVES.
 - ALL SIGNS AND MARKINGS SHALL CONFORM TO CURRENT MUTCD.
 - (47) STOP LINE, THERMOPLASTIC, 24"
 - ⊕ GROUND MOUNTED SHEET SIGN

LEGEND

Elkhart County
HIGHWAY DIVISION
ENGINEERING SECTION

610 STEURY AVE, GOSHEN, IN 46528
PH: 574-534-9394
FAX: 574-533-7103
WWW.ELKCOHWY.ORG

THOMAS M. RUSLOW
REGISTERED PROFESSIONAL ENGINEER
NO. 920368
STATE OF INDIANA
3/21/18
Thomas M. Ruslow

REVISION DATE:	DESCRIPTION
***	***
***	***
***	***
***	***

ENGINEERING SECTION
DEPARTMENT OF PUBLIC SERVICES

TARMAN RD/CR 23 INTERSECTION
NEW PARIS

DESIGNED: ***	DRAWN: tmr
CHECKED: ***	CHECKED: ***
HORIZONTAL SCALE AS NOTED	SHEETS 1 of 1
VERTICAL SCALE ***	PROJECT TARMAN RD